



Solutions to Meet the Demanding Global Environment

INTERNATIONAL PRODUCT PORTFOLIO



Value-Add Services – Our Personal Touch

At G&W Electric, we strive to deliver complete customer satisfaction by offering the following technical support and services:



Custom Engineering

Our engineers can tailor our products to meet the needs of any application.



Service and Upgrades

Our factory trained technicians are available 365 days a year to handle your service and upgrade requirements. We provide comprehensive issue resolution, troubleshooting, repairs and field service.



Factory Acceptance Testing

G&W Electric's Factory Acceptance Testing ensures customers' automation solutions are certified to operate properly and meet all requirements prior to being installed in the field.



Custom Programming

Our automation engineers can provide tailored relay programs to meet any specified needs.



24-Hour Technical Support

Technical support for G&W Electric products is available 24 hours a day, 7 days a week.



Equipment Training

We can help you learn the ins and outs of your G&W Electric product with equipment training on-site or at G&W Electric facilities.



Site Acceptance Testing/ Commissioning

In addition to in-house Factory Acceptance Testing, our team also performs on-site equipment inspection to ensure your system is operating flawlessly.

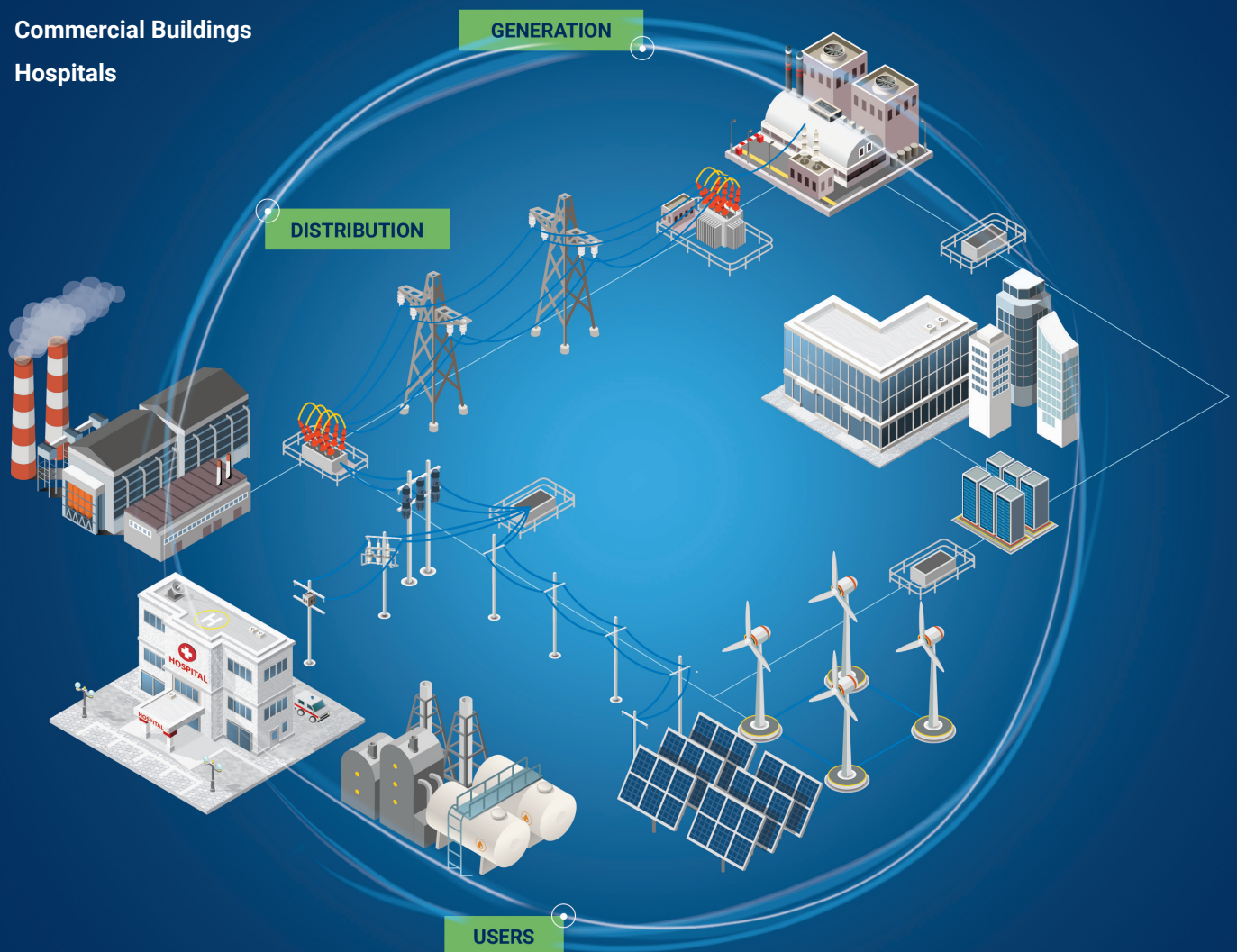
Proven Solutions for Every Industry

G&W Electric is a global leader in power grid distribution and transmission. Our expansive suite of innovative products includes:

- Padmount Switches
- Submersible Underground Vault Switches
- High-Voltage and Medium-Voltage Reclosers
- Sectionalizer and Load Break Switches
- Current Limiting System Protection
- Sensors for Advanced Applications in System Efficiency (CVR and Volt/VAR) and Power Quality
- Power Grid Automation Solutions
- Distribution and Transmission Cable Accessories

G&W Electric engineers flexible solutions for applications in the utility, industrial and commercial sectors.

- Renewables
 - Solar
 - Wind
 - Hydro
- Universities/Schools
- Commercial Buildings
- Hospitals
- Military/Government
- Oil & Gas
- Utilities/Coops/Municipalities



Secondary Distribution Switchgear for Utilities and Light Industries

Underground (Submersible) and Padmount

Gas Insulated Switchgear

Outdoor and submersible, up to:

- 38kV
- 900A
- 25kA 1 sec.

Per IEEE C37.60, IEEE C37.74 and IEEE 386



Trident[®] Solid Dielectric Switchgear

Outdoor and submersible switchgear, up to:

- 15kV
- 38kV
- 900A
- 900A
- 16kA
- 12.5kA

Per IEEE C37.60, IEEE C37.74 and IEEE 386




Innovative Solutions for the Oil and Gas Industry

CLiP[®] Current Limiting Protector

Current limiter with a unique ability to provide high, continuous current ratings with current limitation and ultra-high speed operation for single or three phase protection, up to:

- 480V-38kV
- 5000A
- 120kA



Overhead Reclosers and Switches to Meet the Needs of Utilities

G&W Electric offers a variety of pole-mounted reclosers and load break switches for applications on 15.5kV through 72kV overhead systems. These devices can be operated manually or through various remote control, distribution automation or automatic transfer control packages. Also available as site-ready designs and include factory installed and wired options.




Site-ready designs are available and include factory installed and wired options such as lightning arrestors and potential transformers.

Teros™ Recloser

Three-phase gang operated recloser for high-speed clearing of temporary faults, up to:

- 27kV
- 630A
- 12.5kA

Per IEC 62271-111 (2019) /ANSI C37.60 (2018)



Viper® -HV Recloser

High-voltage pole-top recloser for overcurrent protection from temporary faults on overhead sub-transmission lines, up to:


- 72.5kV
- 1200A
- 31.5kA



Viper® -S Recloser

Solid dielectric, three-phase reclosers are designed for three phase automatic or manual trip operation providing overcurrent protection for systems rated up to:

- 38kV
- 800A
- 12.5kA 3 sec.



Diamondback® Loadbreak Switch

Solid dielectric three-phase loadbreak switch for overhead applications, combining the time-proven reliability of vacuum bottles with the maintenance-free benefits of a solid dielectric insulated device, up to:

- 29.3kV
- 630A
- 12.5kA 3 sec.



ORA Outdoor Gas Insulated Switch

Overhead gas insulated loadbreak switch with clear and integrated visible open indicator, low maintenance and easy installation, up to:

- 38kV
- 630A
- 25kA 1 sec.



Accusense™ High-Accuracy Voltage & Current Sensors

Multipurpose sensors that can serve both metering & protection applications, up to:

- 38kV
- 0.5 accuracy for measurement
- 1P / 3P class for protection
- Power quality, DER, protection applications



Transmission and Distribution Cable Accessories

Transmission Cable Accessories

G&W Electric offers a variety of transmission cable accessories for extruded dielectric cable systems. Cabling is available for outdoor applications through 345kV and includes porcelain or composite insulator options and premolded designs.

- Accessories for Extruded Solid Dielectric Cable
- Python® Premolded Rubber Joints (PMJ)
- Python® Outdoor PAT Style Transmission Terminations
- Accessories for Oil-Impregnated Paper Cables
- Python® SSC Style Dry Type Transmission Terminations
- Cable Joints
- Transition Joints



Distribution Cable Accessories

Distribution Cable Terminations


G&W Electric offers a wide variety of distribution cable terminations through 46kV. Cable terminations are supplied with high grade, wet process porcelain insulators for superior electrical performance, tracking resistance and mechanical strength.

Distribution Splices and Joints

G&W Electric offers distribution cable splices and cable joints for a wide variety of cable types through 35kV. The product line extends from simple tape splice kits to innovative epoxy molded designs providing elbow interfaces for quick disconnect and reconnect of the cable sections.



Distribution Cable Joints



TJNT33 Distribution Cable Joint

Power Grid Automation Solutions

The G&W Electric power grid automation solution represents the culmination of decades of designing and implementing innovation power automation solutions. With our comprehensive menu of pre-engineered automation solutions – from the most simple automatic transfer schemes to the most complex SCADA/master station configurations – you can rely on us to meet your specific application needs.



G&W Electric power grid automation solutions combine expertise in automated switches and automation software/programming. It features full system integration of new and existing components, including switches, relays, communications and SCADA systems to utilize previous investments.

G&W Electric

Innovating Since 1905

After a century of engineering exceptionally long-lasting electrical distribution and transmission solutions, G&W Electric knows power. And more importantly, we know the power of listening. By taking time to understand your application and asking the right questions, we develop solutions tailored to your needs. The answer may be our time-tested switches that keep power running seamlessly in mission-critical applications, or an advanced automation system for next-generation grids. Whatever your challenge, you'll experience decades of high performance — and your needs will always be heard.



G&W Electric is headquartered in Bolingbrook, Illinois, U.S.A., with manufacturing facilities and sales support in more than 100 countries. We help our customers meet their challenges and gain a competitive edge through a suite of advanced products and technical services.

Manufacturing and Sales Locations



**Bolingbrook
(Global Headquarters)**

305 West Crossroads Pkwy
Bolingbrook, IL 60440 USA
Phone: 708.388.5010
Fax: 708.388.0755
info@gwelec.com



**G&W Electric Canada
Corporation**

7965 Heritage Road
Brampton, Ontario
L6Y 5X5 Canada
Phone: 905-542-2000



G&W (Shanghai) Electric Ltd.

No. 8, 1505 Zuchongzhi Road
Zhangjiang, Shanghai,
201210, China
Phone: +86-21-5895 8648
Fax: +86-21-5895 6829



G&W Electric Mexico

Avenida del siglo #190
Zona Industrial Rural
San Luis Potosí, S.L.P
C.P. 78395
Phone: +524447997274



G&W Electric Altea S.r.l.

Via Trasvolatori Atlantici 30/A
44124 Ferrara (FE), Italy
Phone: +39 0532 225 731

Sales Offices

Milano, Italy

New Dehli, India

Sao Paulo, Brazil

Toa Payoh, Singapore

Contact us today

+1.708.388.5010 or info@gwelec.com

G&W Electric

Engineered to order. Built to last.®

Since 1905, G&W Electric has been a leading provider of innovative power grid solutions including the latest in load and fault interrupting switches; reclosers; sensors; system protection equipment; power grid automation; transmission and distribution cable terminations; and joints and other cable accessories. G&W Electric is headquartered in Bolingbrook, Illinois, U.S.A., with manufacturing facilities and sales support in more than 100 countries, including Canada, Italy, China, Mexico, Brazil, India, and Singapore. We help our customers meet their challenges and gain a competitive edge through a suite of advanced products and technical services.

For more information

<https://www.gwelectric.com/>

©G&W Electric, 2025
GW40 Rev 1
2025.12/RT